



SESSION 1

**A DISCUSSION WITH
GDOT COMMISSIONER**

Keynote Speaker:

Russell R. McMurry, P.E.

Commissioner, Georgia Department of Transportation (GDOT)

**Moderator: Steve Brian, C.M., Manager – Aviation Programs
Georgia Department of Transportation (GDOT)**

Aviation Legacy: Pathways of Success – GAA Annual Conference & Expo | Jekyll Island, GA



Aviation in Georgia

Georgia Airports Association

November 1, 2023

Russell R. McMurry, P.E.

Commissioner

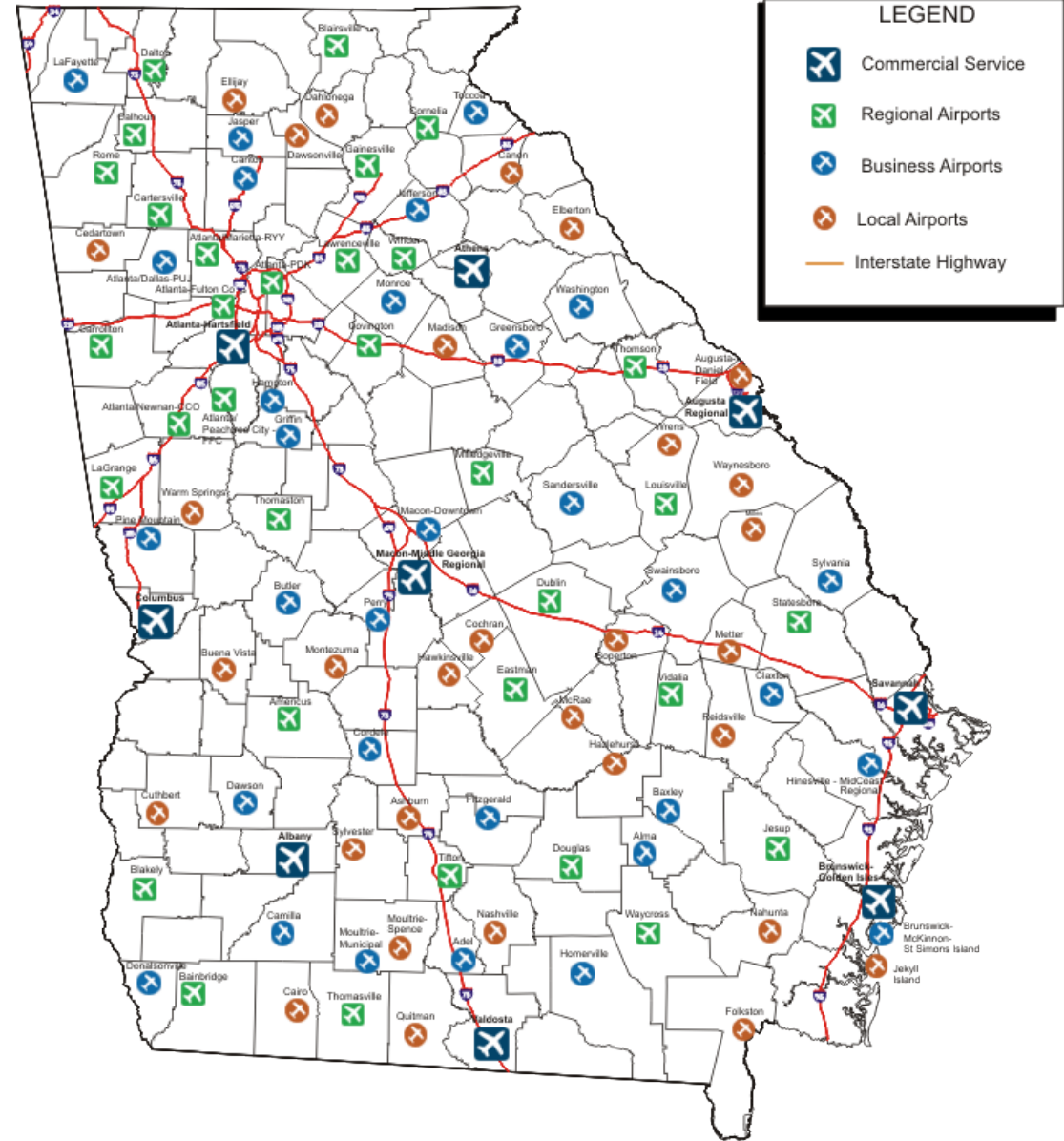
Pre-Flight Checklist

- ✓ Waypoint- we are here!
- ✓ Are we Back to the Future?
- ✓ The horizon on the highway to the danger zone
- ✓ Permission to buzz the tower
- ✓ Operating Limitations?

Way Point-We Are Here

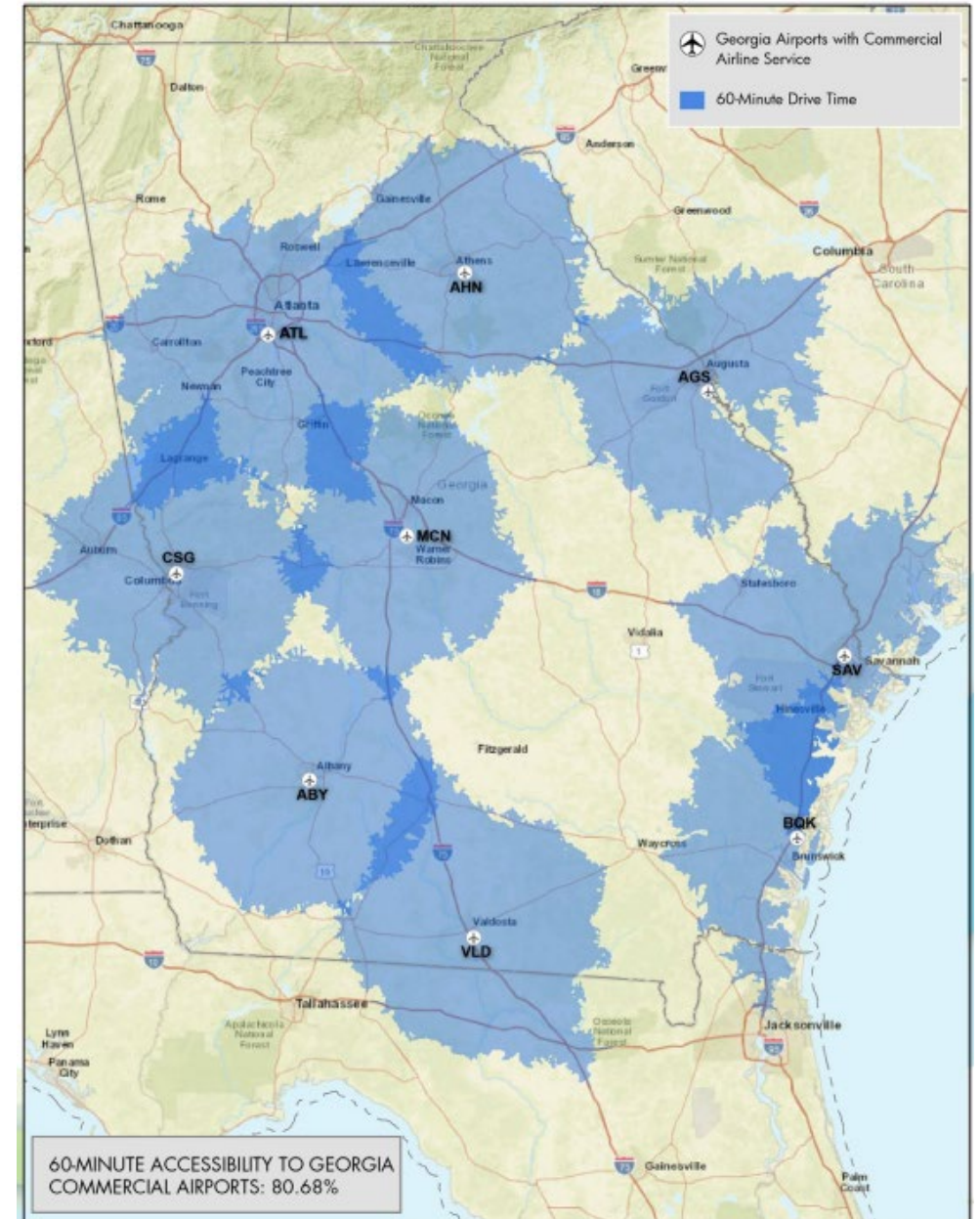


- ✓ **105 public-use facilities**
- ✓ **103 publicly-owned**
 - 8 Commercial Service:** Albany, Atlanta, Augusta, Brunswick, Columbus, Macon, Savannah, Valdosta
 - **95 General Aviation**
- ✓ **2 Privately -Owned, Public-Use**
 - Warner Robbins, Williamson
- ✓ **362 private use facilities**
- ✓ **1.4 Million visitors to GA general aviation airports**
- ✓ **8,243 Registered Aircraft**
- ✓ **17,544 Registered Pilots**



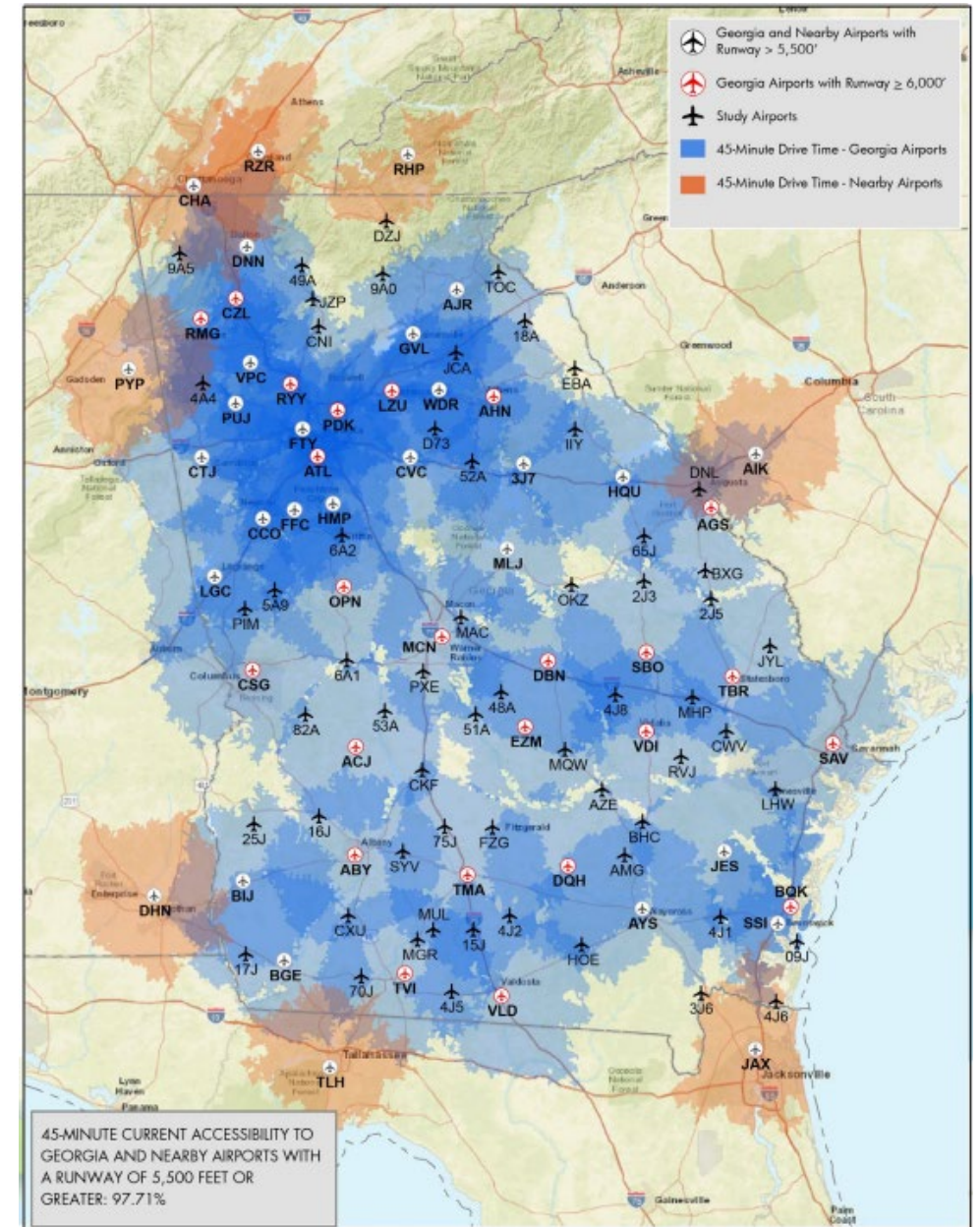
Accessibility to Commercial Service within 60 Minutes

- Georgia is home to the world's busiest commercial airport, Hartsfield-Jackson Atlanta International Airport
- 8 other commercial airports: 7 with current service
- 7 commercial airports: 5 different carriers with 60 daily non-stop flights to 14 different destinations
- Current 60-minute accessibility to Georgia commercial service airports is 81%
- Current 60-minute accessibility including airports in surrounding states is 85%



Accessibility to 5,500' Runways within 45 Minutes

- Business aviation fastest growing segment of general aviation
- 5,500-foot runways can accommodate 95% of the business aircraft fleet
- Runway length objective for Level III airports is 5,500 feet
- Accessibility for Georgia citizens to an airports is 97% and almost 98% including airports in surrounding states
- Currently 47 airports have a runway length of 5,500 feet, and 28 airports have a runway length of 6,000 feet or more



We are here-Economic Impact



450,502 total statewide jobs



These jobs have an annual payroll of \$20.2 Billion



Annual economic activity associated with the airports is \$73.7 Billion

State and Local Tax Revenues ATL*

\$1.07 billion

Total State and Local Tax Revenues All Airports

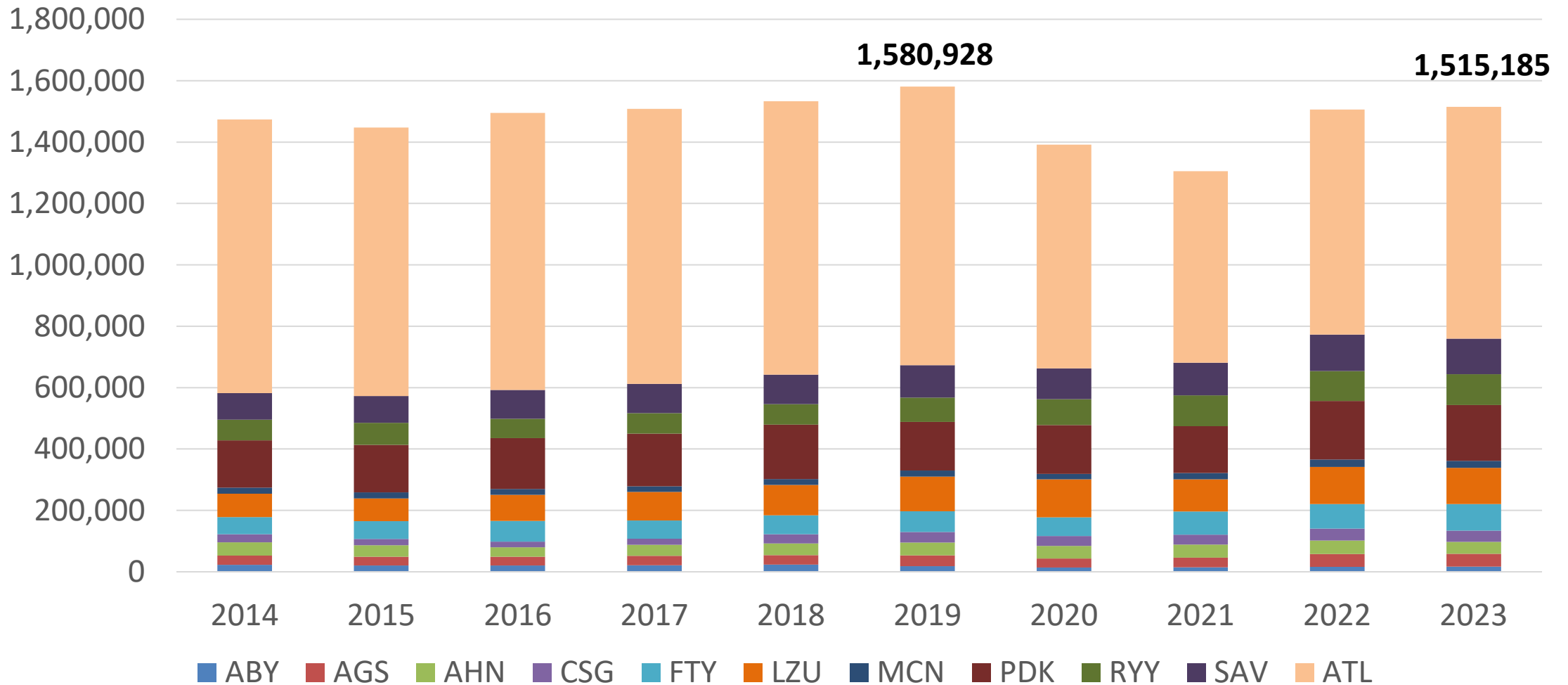
\$1.35 billion



Are we

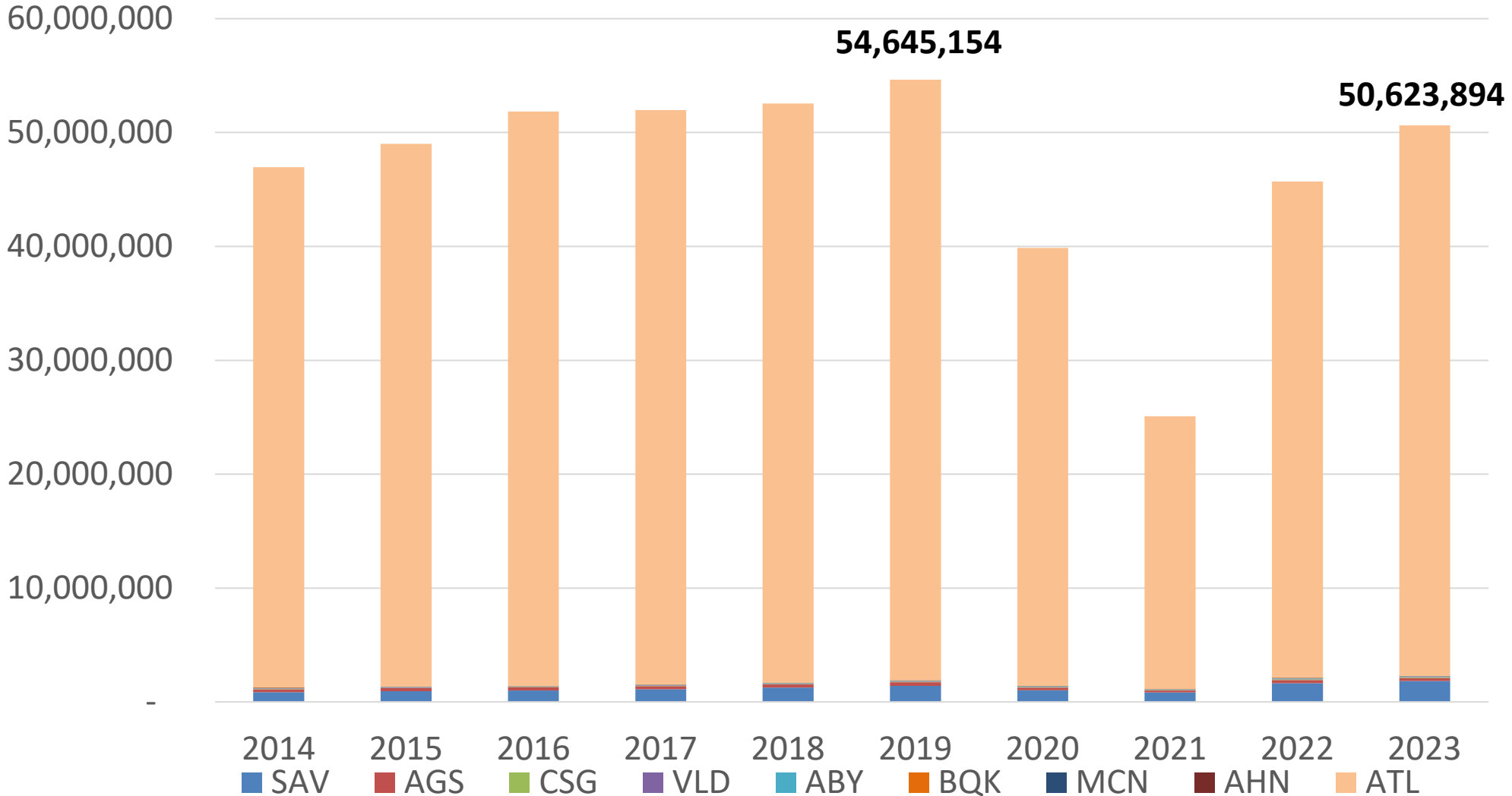
BACK
TO
THE FUTURE™

Historic Air Traffic Operations



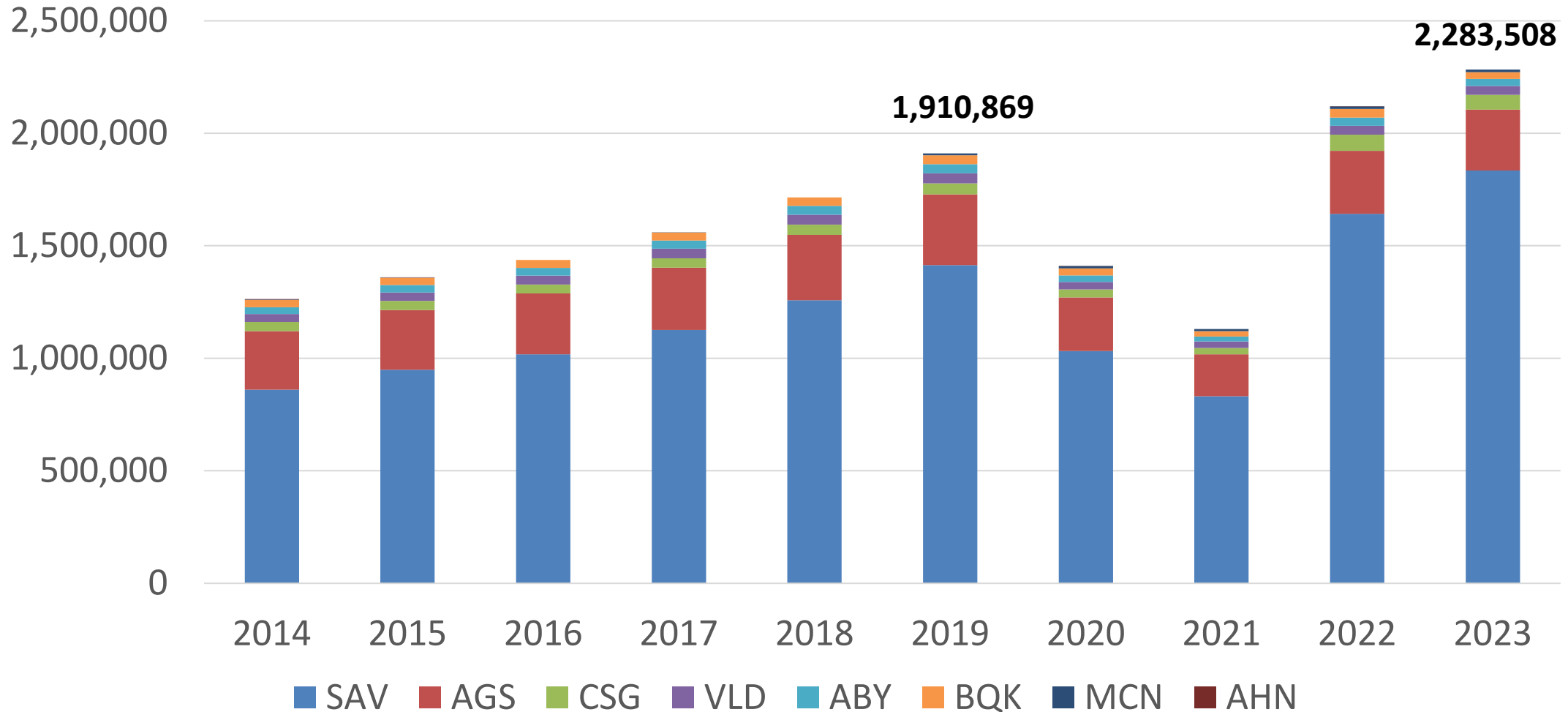
Source: July – June each year - Air Traffic Control Towers only via FAA's The Operations Network (OPSNET)

Back to the Future: GA Commercial Airport Enplanements



Source: July – June each year - Bureau of Transportation Statistics

Back to the Future: GA Commercial Airport Enplanements (without ATL)



Source: July – June each year - Bureau of Transportation Statistics

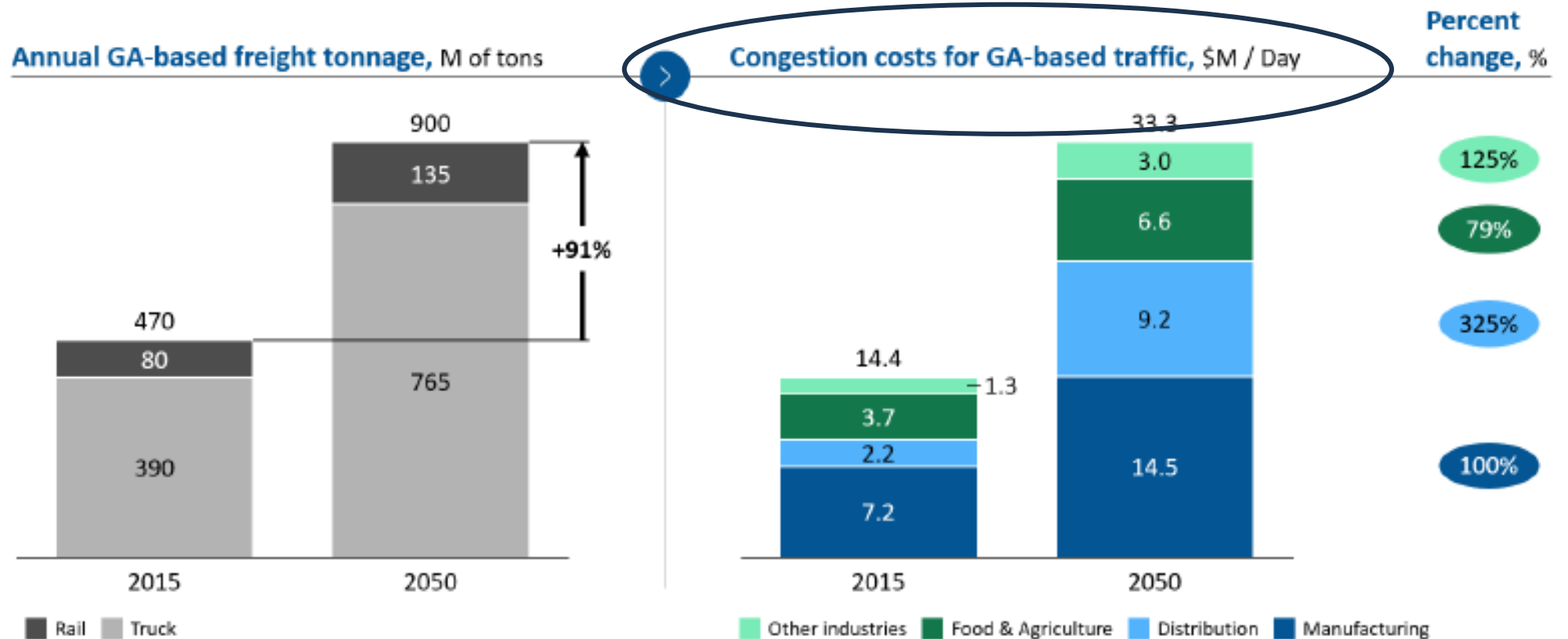
The Horizon on the Highway to the Danger Zone



DRiVE
ALERT
ARRiVE
ALiVE

Freight Growth and Corresponding Costs to Business

Figure 136. Forecast Growth in Freight Traffic & Costs



Source: GSTDM, S&P Global Transearch

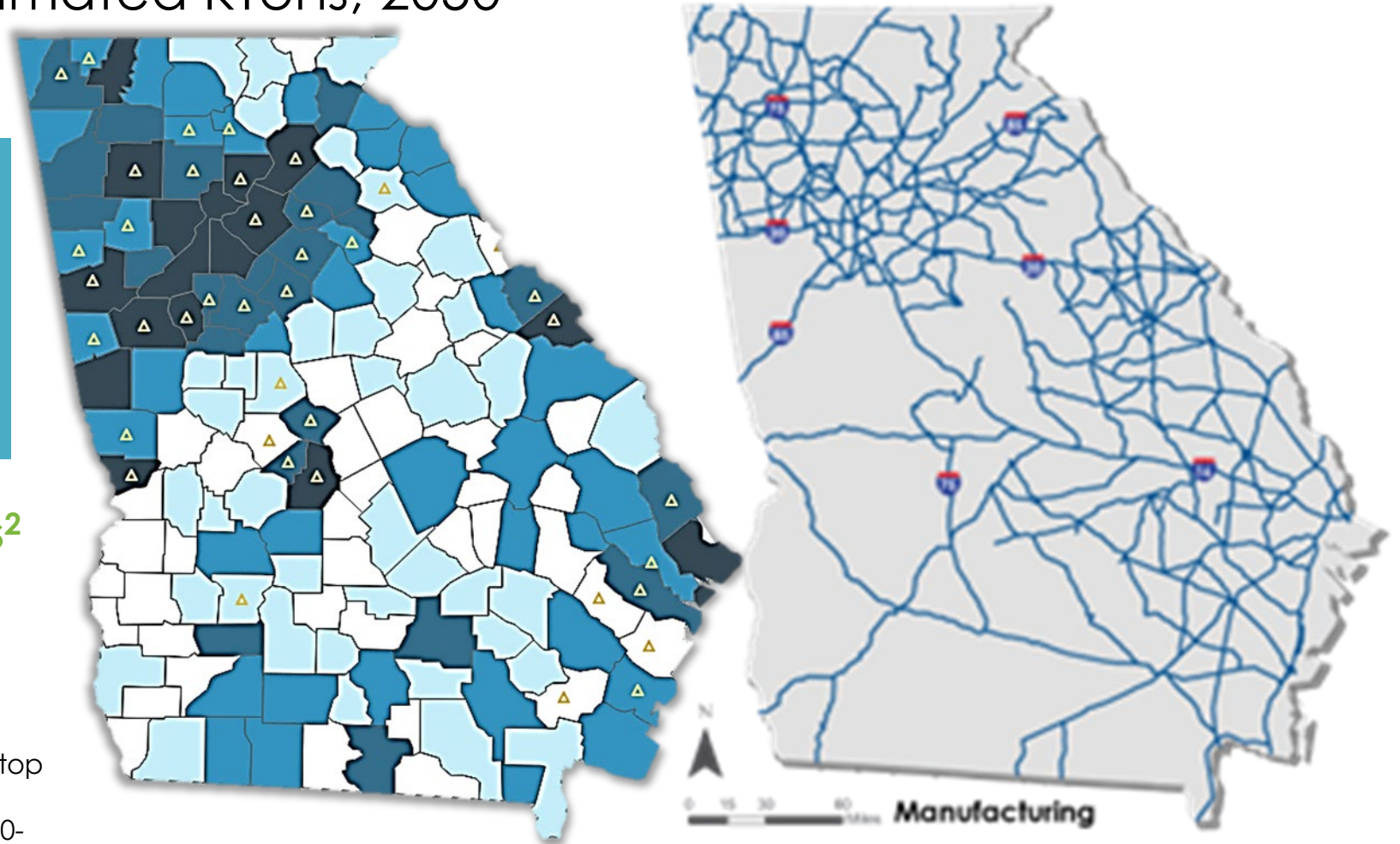
Increased Manufacturing Across Georgia

Real GDP estimates by county for Manufacturing
(NAICS 31-33) Estimated KTONs, 2050¹

Manufacturing is expected to grow 77% by 2050 based on projected GSP and freight intensity trends

2050 KTONs²

- Less than 129
- 129-591
- 591-2010
- 2,010-5,797
- Over 5,797
- Counties in top quartile for growth (2020-2050 CAGR)



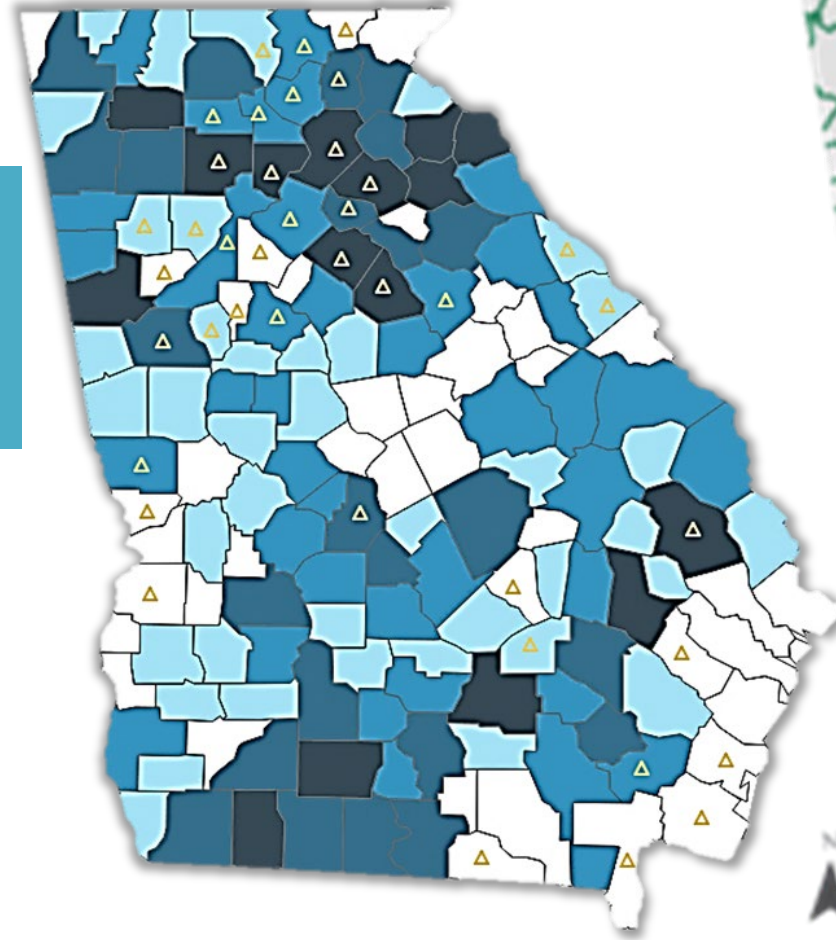
Strong Agricultural Growth Statewide

Real GDP estimates by county for Agricultural production industry
(NAICS 111) Estimated KTONs, 2050¹

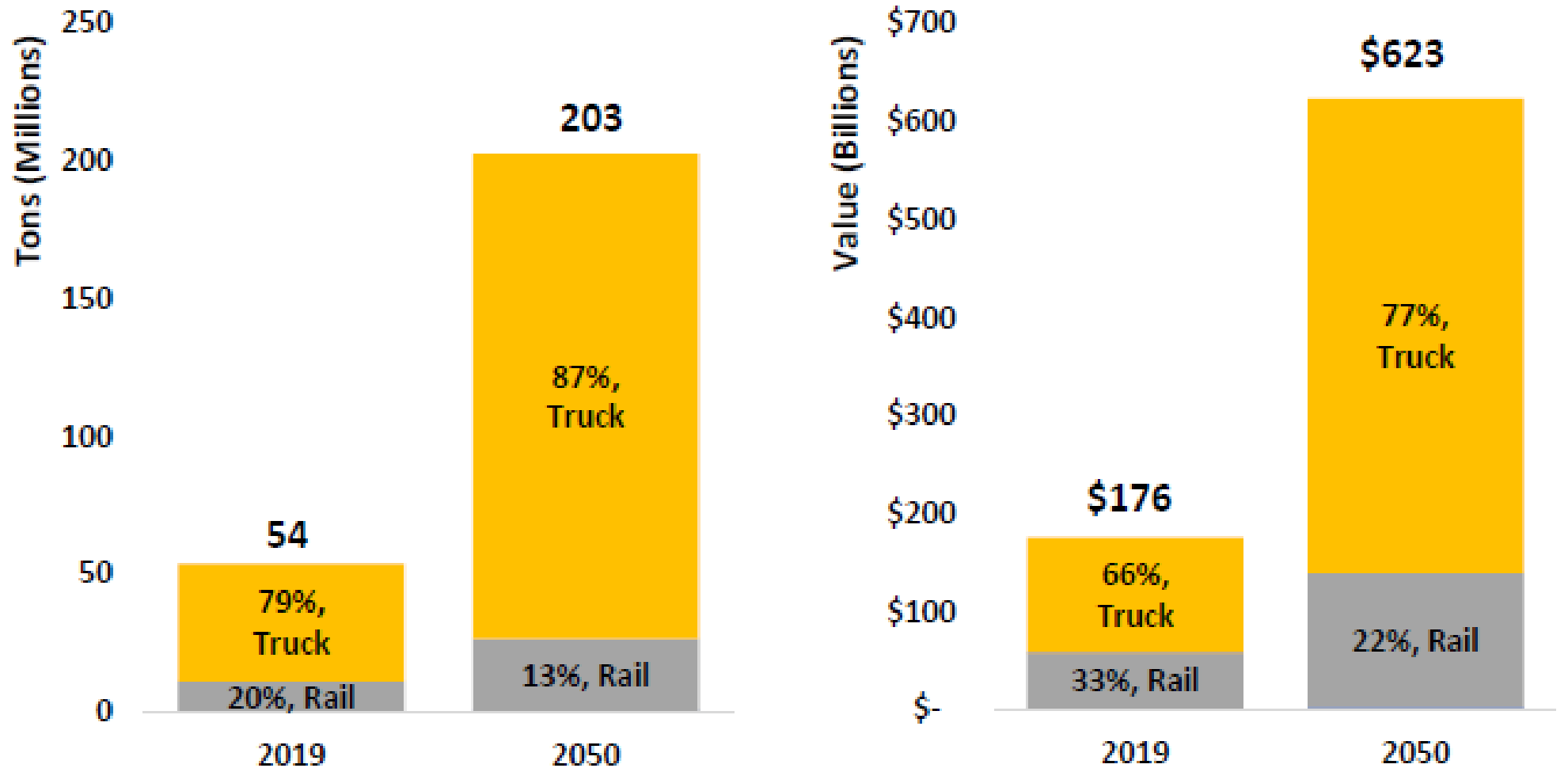
Agriculture is expected to grow 43% by 2050 based on projected GSP and freight intensity trends

2050 KTONs²

- Less than 273
- 273-444
- 444-659
- 659-974
- Over 974
- Counties in top quartile for growth (2020-2050 CAGR)



Warehouse Distribution Tonnage and Value



Source: Analysis of Transearch and STB Waybill Data

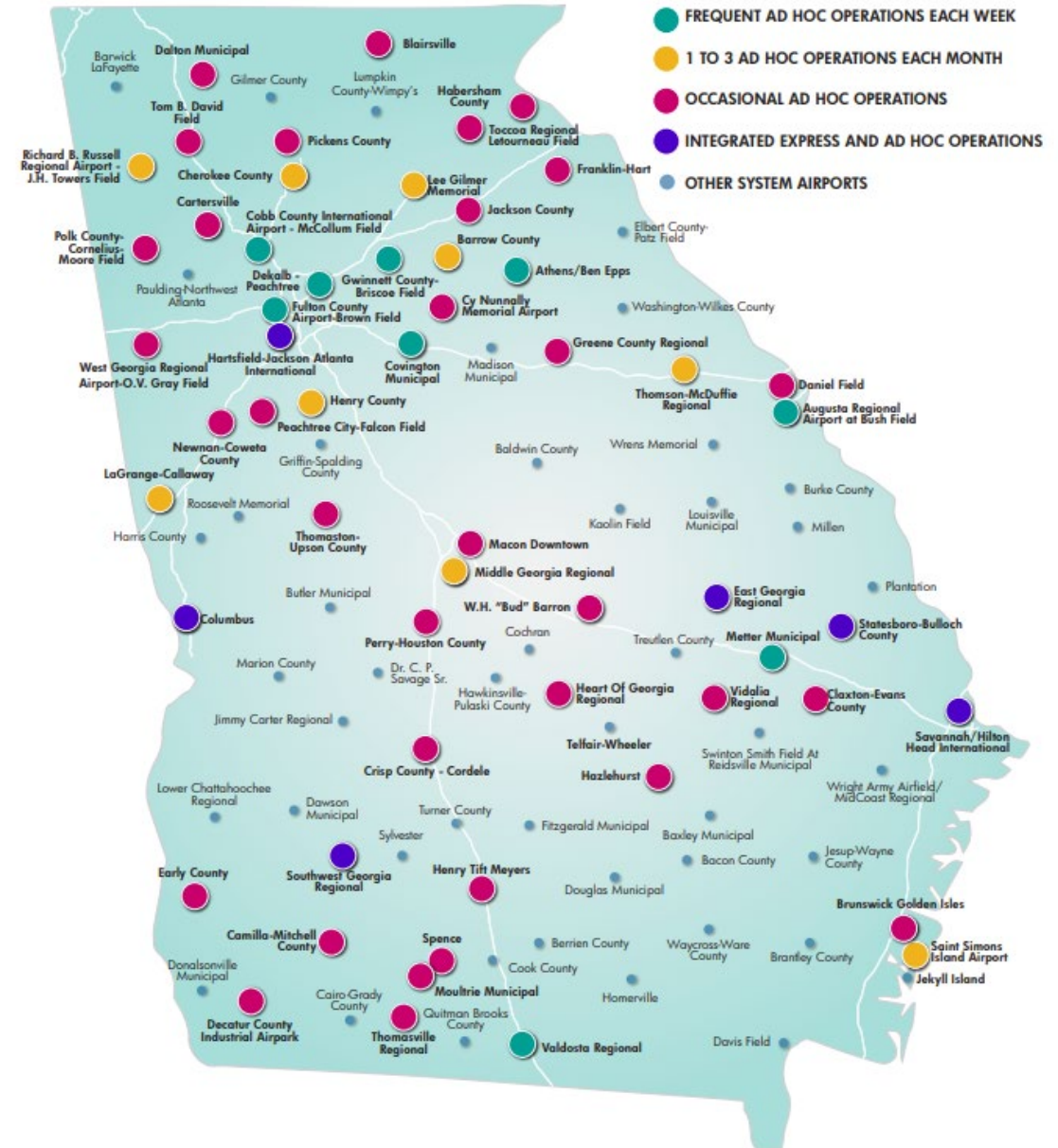
Airports With Scheduled & Ad Hoc Air Cargo Service

Scheduled Air Cargo Service

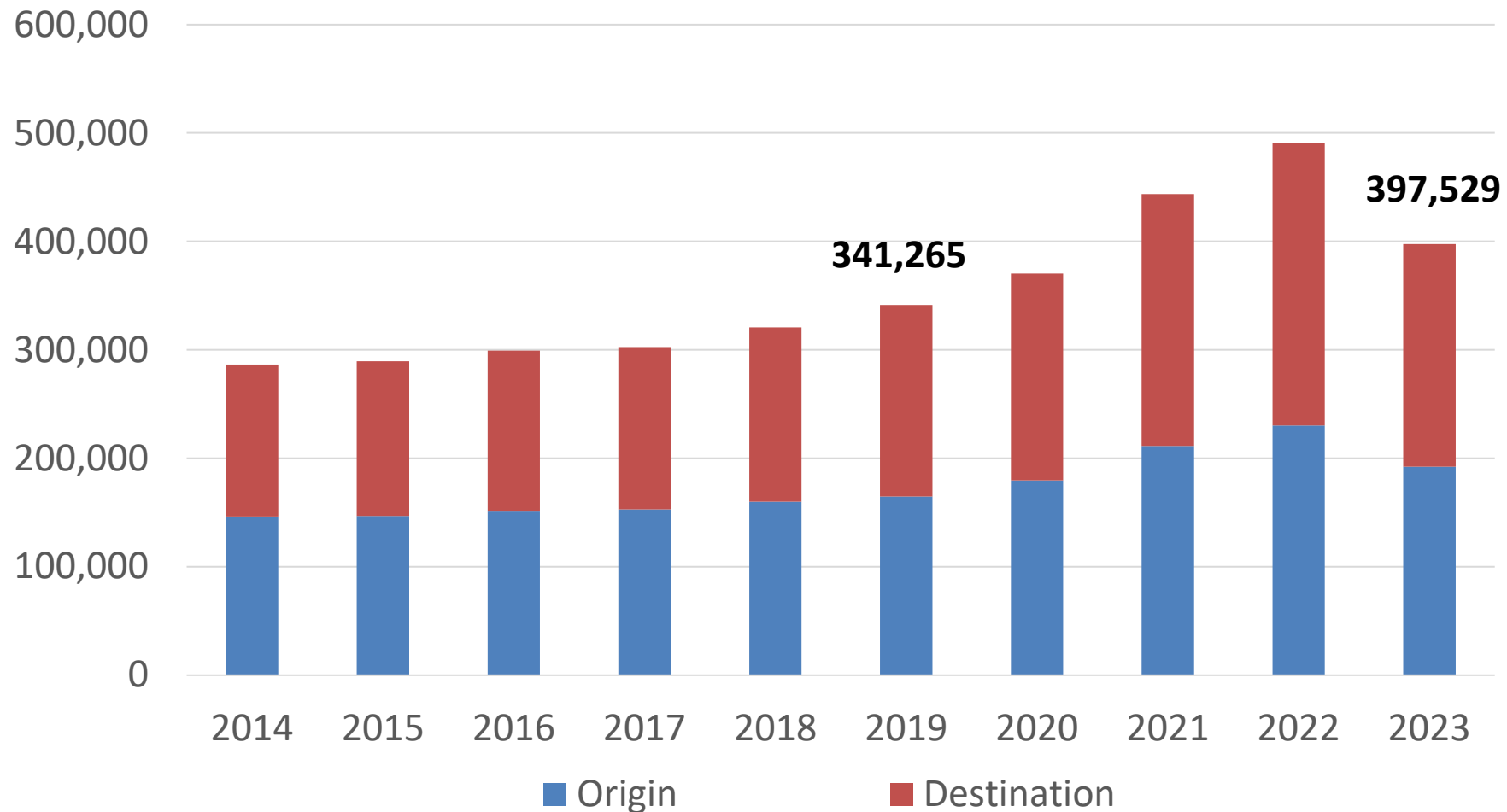
- Hartsfield-Jackson Atlanta Int'l
- Savannah/Hilton Head Int'l
- Southwest Georgia Regional-Albany
- East Georgia Regional-Swainsboro
- Statesboro-Bulloch County
- Columbus Airport
- Gwinnett County-Briscoe Field

58 Ad Hoc Cargo Airports

GEORGIA'S CURRENT AD HOC AIR CARGO ACTIVITY



Air Cargo Tonnage



Air Cargo Study Recommendations

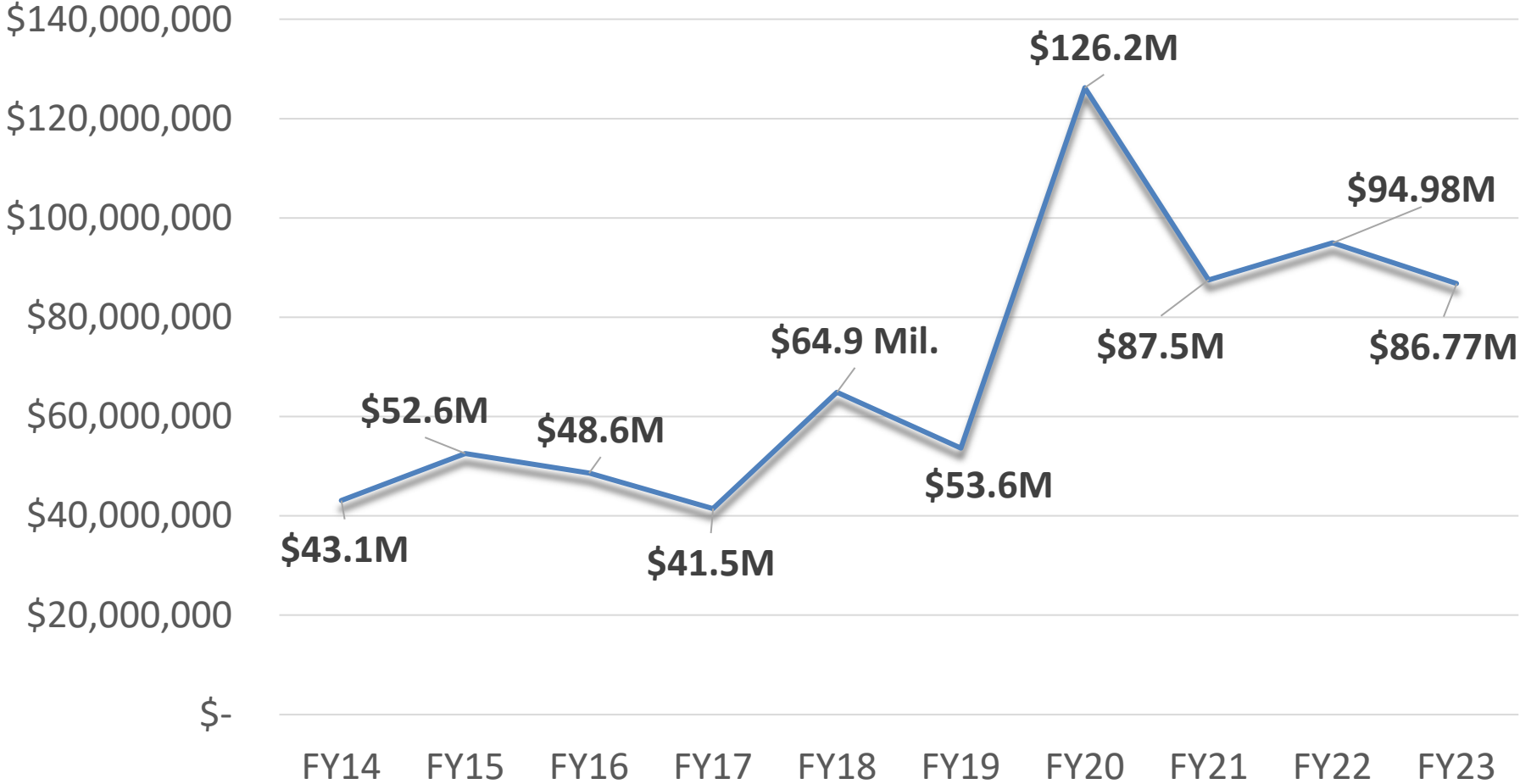
AIRPORT NAME	RECOMMENDED IMPROVEMENT	EASTIMATED COST	<i>PROGRESS</i>
Southwest Georgia Regional Airport (Albany)	Apron, ASOS Replacement, Aircraft Parking, Cargo Building, Parking lot and Runway Extension	\$30,260,000	<i>\$305,000 on Apron Design and ASOS Replacement with AWOS</i>
		\$30,260,000	<i>\$305,000</i>
Savannah/Hilton Head International Airport	Construct air cargo apron 176,000 SF	\$70,800,000	<i>\$7,800,000 - Air Cargo Apron Constructed. All Other Projects Under Design</i>
	Construct air cargo building 220,000 SF		
	Extend stub taxiway (Taxiway G)		
		\$70,800,000	<i>\$7,800,000</i>
Statesboro-Bulloch County Airport	Apron Rehabilitation (mill and overlay)	\$1,300,000	<i>Designed Locally - FY24</i>
		\$1,300,000	<i>\$1,300,000</i>
East Georgia Regional Airport (Swainsboro)	Apron Rehabilitation (mill and overlay)	\$1,300,000	<i>\$1,300,000 Funded FY22</i>
		\$103,660,000	<i>\$9,405,000</i>

Source: 2022 GDOT Air Cargo Study

Permission to Buzz the Tower



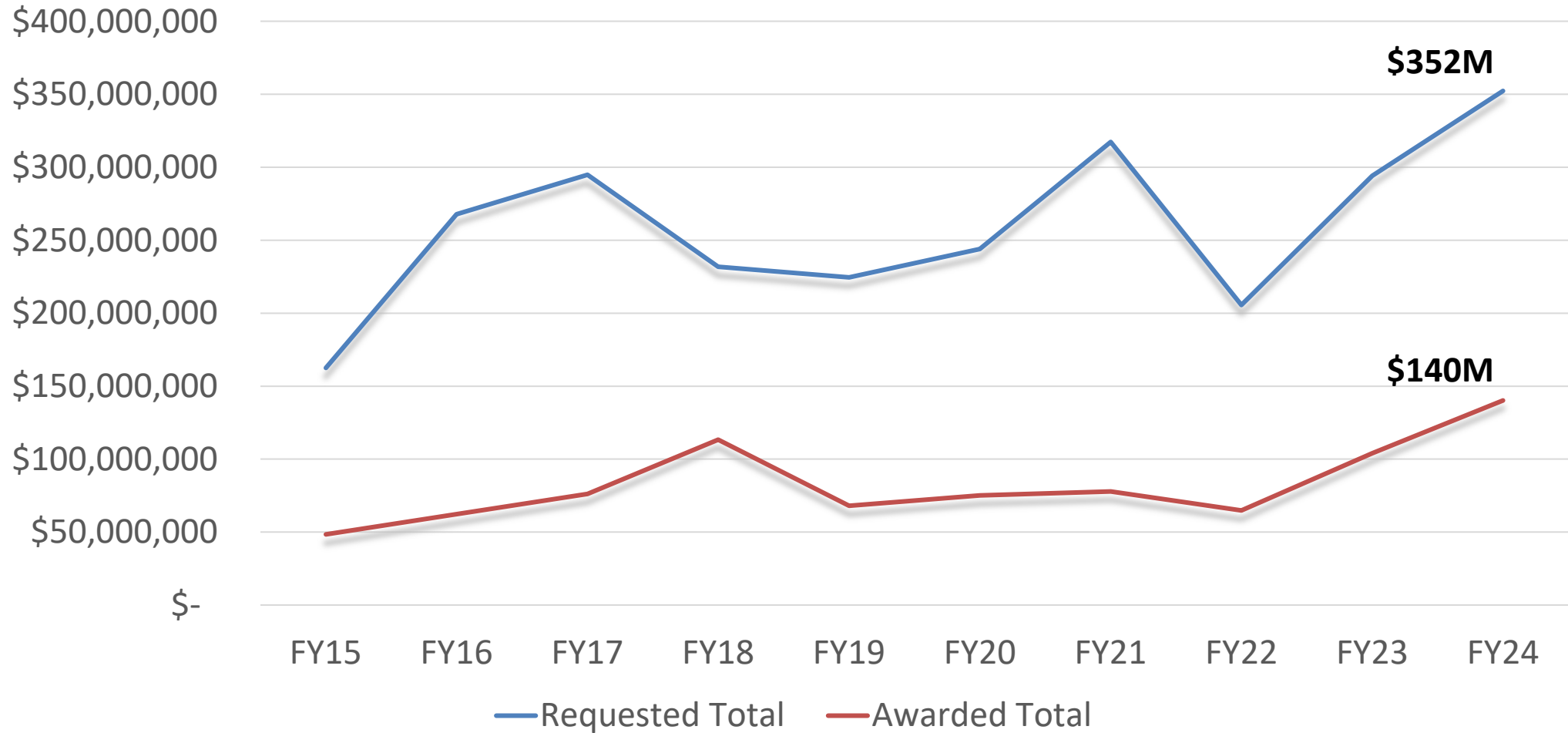
Historical Annual Federal Funding to Georgia (without ATL)



FY20/21 Includes CARES, CRRSA, ARPA (COVID relief funding)

FY22 and FY23 include BIL

Georgia Airports Requests vs. Awarded

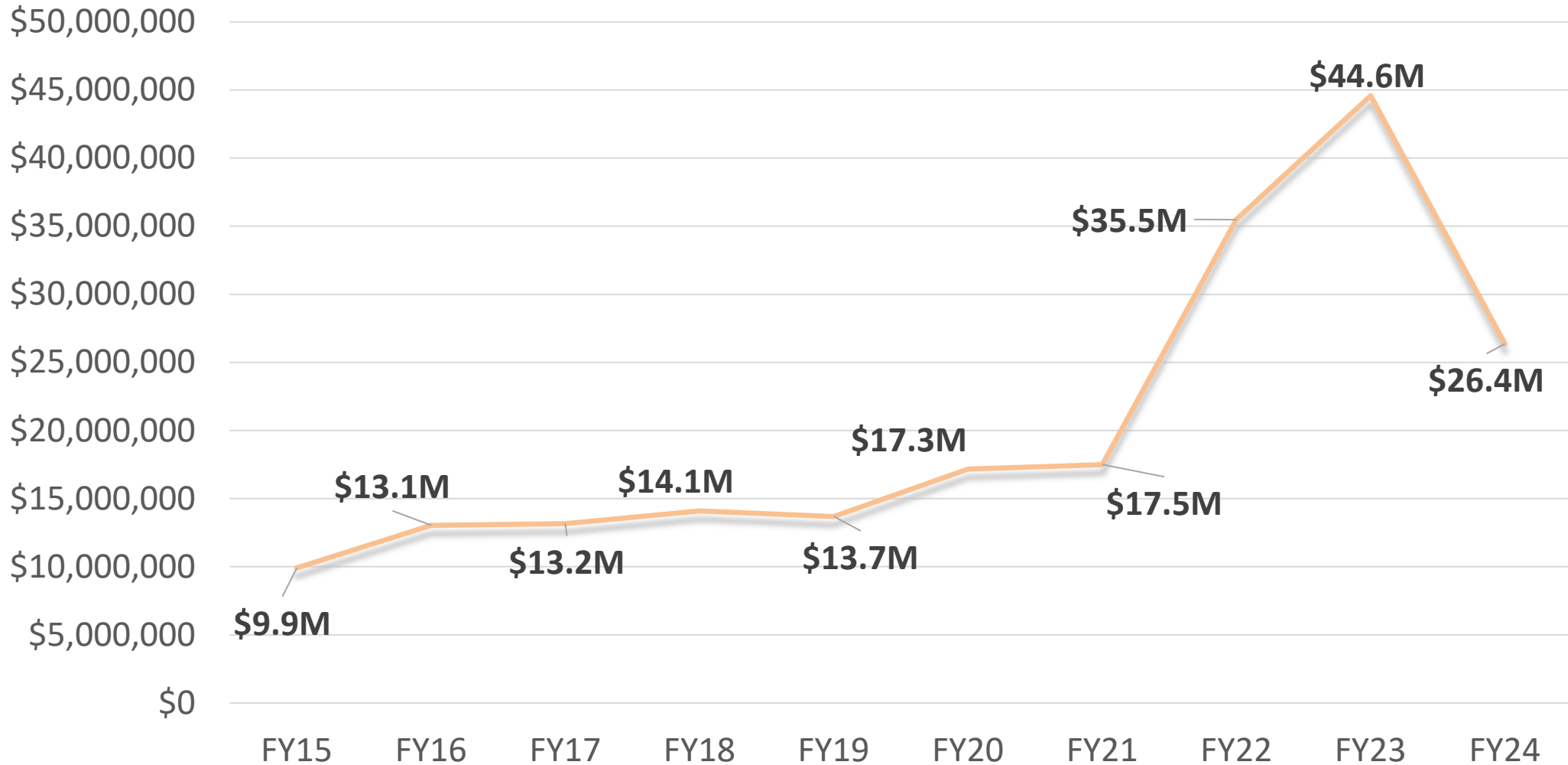


FY18 Amended Budget to include 13 Runway Extensions - \$26 million

FY23 Estimated Award Amount with Amended Budget addition of \$18.2 million

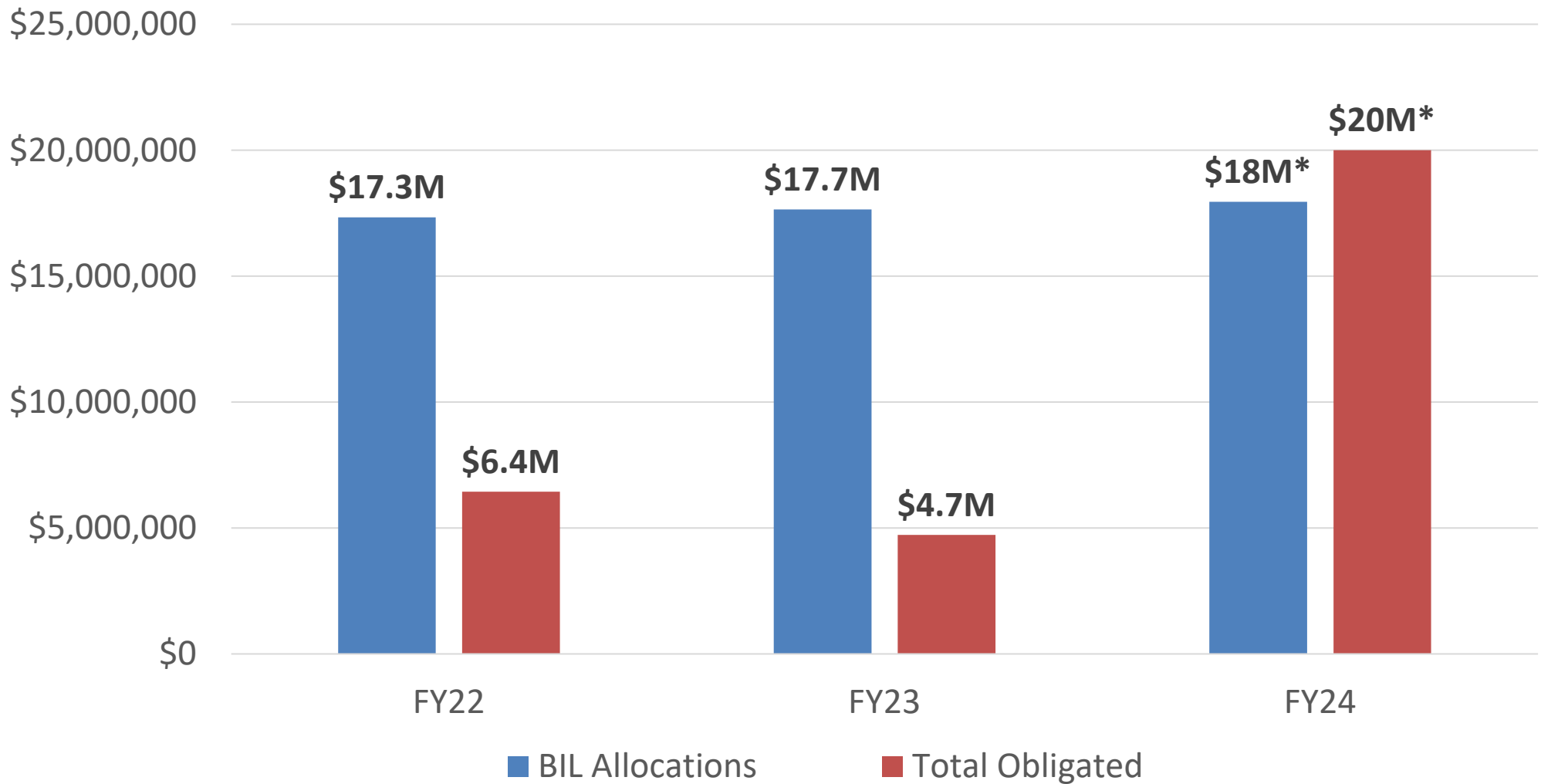
FY24 Includes the Estimated BIL Funds

Historical Annual State Funding



FY23 Includes Amended Budget Increase by \$18.2 Million to \$44.5 Million

BIL Allocated Funding - General Aviation Airports



*GDOT Projection by Year End

2021 Study Committee Recommendations

Recommendation	<i>Action</i>		
Raise state annual funding	<i>FY22:\$35.5M</i>	<i>FY23:\$44.6M</i>	<i>FY24:\$26.3M</i>
Continuous state funding and adjusted annually for CPI	<i>Legislative</i>		
Revenue producing projects eligible	<i>Policy change under consideration</i>		
Revise funding formula for infrastructure and safety projects	<i>Policy change under consideration</i>		
Allow state funding to carry over annually	<i>Can accommodate as necessary, revised contract form</i>		
Hangar loan program	<i>GDOT study underway & needs Appropriation</i>		

2021 Study Committee Recommendations

Recommendation	Action
Streamline approval of projects and allow for greater local discretion	<i>Application process is one page, plus supporting documents</i>
Consider constitutional amendment allowing state to take on general obligation debt for airport infrastructure	<i>Bill was introduced but not passed</i>
Consider workforce development for aviation careers	<i>Under consideration for appropriate agency to initiate</i>
Conduct further studies on commercial air carrier funding gap and air cargo investment opportunities	<i>Air cargo study completed; Air Carrier Funding Gap Study underway to determine airport investment needs</i>

Southern States' FY23 Airport Aid Investments

State	FY23 Airport Aid Program	No. Public Use Airports
Florida	\$335,013,155	129
North Carolina	\$242,800,000	72
Tennessee	\$96,100,000	77
South Carolina	\$52,000,000	58
Georgia	\$44,581,311	103
Kentucky	\$18,000,000	57
Alabama	\$7,500,000	78
Mississippi	\$4,600,000	80

Operating Limitations?



Advanced Air Mobility



**Georgia Tech
Center for Urban and
Regional Air Mobility**



**Archer Aviation manufacturing
facility in Covington, GA**



BETA aircraft charging network



**GDOT AAM Study and Working
Group**



Aircraft Production in Covington, Georgia

- 96 acres of manufacturing facilities with runway access at the Covington Municipal Airport
- Initial Phase 1- 600 employees, produce 650 aircraft
- Construction to start in 2023 and completed in 2024
- Two lines of Business
 - Aircraft Design, production and sales
 - UAM rideshare services



Courtesy: United Airlines and Archer



CX300

Airport-to-airport all-electric airplane

Safe | Built-in redundancies and extensive real-world testing

Simple | Air cooling with no articulating surfaces or rotors

Pragmatic | Purpose-built for simplicity and ease of operation

Inspired by Nature | Modeled after the long-migrating Arctic Tern



BETA
TECHNOLOGIES

A250

Electric vertical takeoff & landing aircraft

Pragmatic | Purpose-built for simplicity and ease of operation

Inspired by Nature | Modeled after the long-migrating Arctic Tern

Georgia's "First In Flight" Moment



Advanced Air Mobility

GDOT Conducting a Study to Advance this Technology in Georgia

- ✈ Aviation/Woolpert will conduct the study
- ✈ Scheduled for Completion in November 2023
- ✈ Four primary tasks, each with subtasks and deliverables



Courtesy: NASA



Courtesy: NASA

- ✈ **Task 1:** Assessment of AAM Activities and Potential In Georgia
- ✈ **Task 2:** Inventory State's Potential AAM Landing Areas and Evaluate Charging Capabilities and Needs
- ✈ **Task 3:** Create a Community Guidebook
- ✈ **Task 4:** Develop a Statewide AAM Action Plan

Final Approach & Landing

- Georgia airports are nearing complete recovery from the pandemic
- Need to continue to Invest in airports
- The BIL/FAA Reauthorization is helping, need more to match
- 2021 Joint Study Committee implementation underway, still work to do
- Advanced Air Mobility is here