



GEORGIA AIRPORTS ASSOCIATION 2024 Legislative Advocacy



Find out more at: www.georgiaairports.org

Georgia Airports are **vital economic generators** for communities, yet they are **critically underfunded** regarding infrastructure needs.

Georgia airports (excluding ATL) have **\$352 million** in infrastructure funding requests for FY24. The Governor's current FY24 budget appropriation for Airport Aid stands at \$26.4M.

Air Cargo: \$30 billion in commodities move through Georgia airports each year. **\$107 million** is needed to fund immediate air cargo improvements across the State.

Georgia's funding of airports is in **critical need of investment** to remain competitive with surrounding States, meet FAA and State safety regulations and continue generating economic benefits to communities statewide.



Increase State Airport Aid

With \$352M in FY24 airport needs, GAA is pushing for continued increases to State Airport Aid with ultimate \$80M annual goal.

Statewide Airspace Protection Around Airports

Georgia is 1 of 3 States without such legislation. GAA is commissioning a study of the 47 States that have such legislation to determine the best route for the State of Georgia to pursue. The scope of the study will include draft legislation to be presented to the Georgia General Assembly for consideration.

Hangar Funding

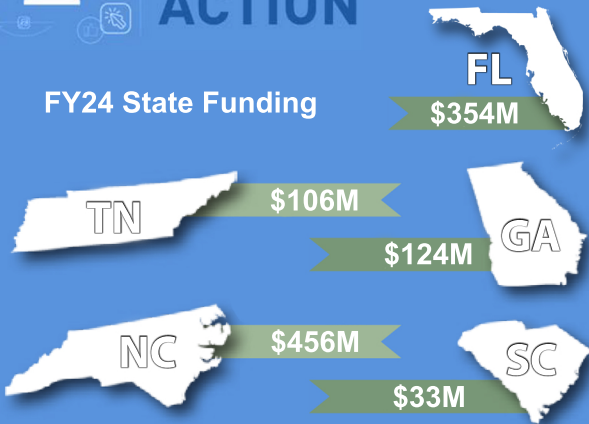
Based on GDOT's hangar funding study to be released in early 2024, GAA will pursue a State funding or loan program to address the critical need for hangars across Georgia.

AAM/UAM

GAA continues to work with the State to ensure that Georgia and Georgia's Airports are best positioned to be on the cutting edge for adoption of electric aircraft and electric vertical takeoff and landing (eVTOL) aircraft in the near future.

Air Cargo Funding

GAA continues to push for additional State funding to address \$107M in Air Cargo improvements needed at Albany, Savannah, Statesboro and Swainsboro airports.



GEORGIA'S AVIATION STATISTICS RANKINGS

#4

FOR TOTAL AIRLINE ECONOMIC OUTPUT

#6

FOR REGISTERED PILOTS

#7

FOR REGISTERED AIRCRAFT

#8

FOR AVIATION CONTRIBUTION TO STATE GDP

#13

FOR BASED GENERAL AVIATION AIRCRAFT

AVERAGE ANNUAL FINANCIAL NEED FOR GEORGIA AIRPORTS IS **\$411 MILLION**

SOURCE OF ESTIMATED DEVELOPMENT COSTS

SOURCE OF ESTIMATED DEVELOPMENT COSTS	ESTIMATED AVERAGE ANNUAL COSTS
System plan facility/service projects	\$128,049,045
Runway protection zone mitigation projects	\$62,938,000
Major pavement maintenance projects	\$61,898,151
Capital improvement plan projects	\$157,754,088
Additional or replacement airport projects	\$45,080,716
Total development costs	\$455,720,000*

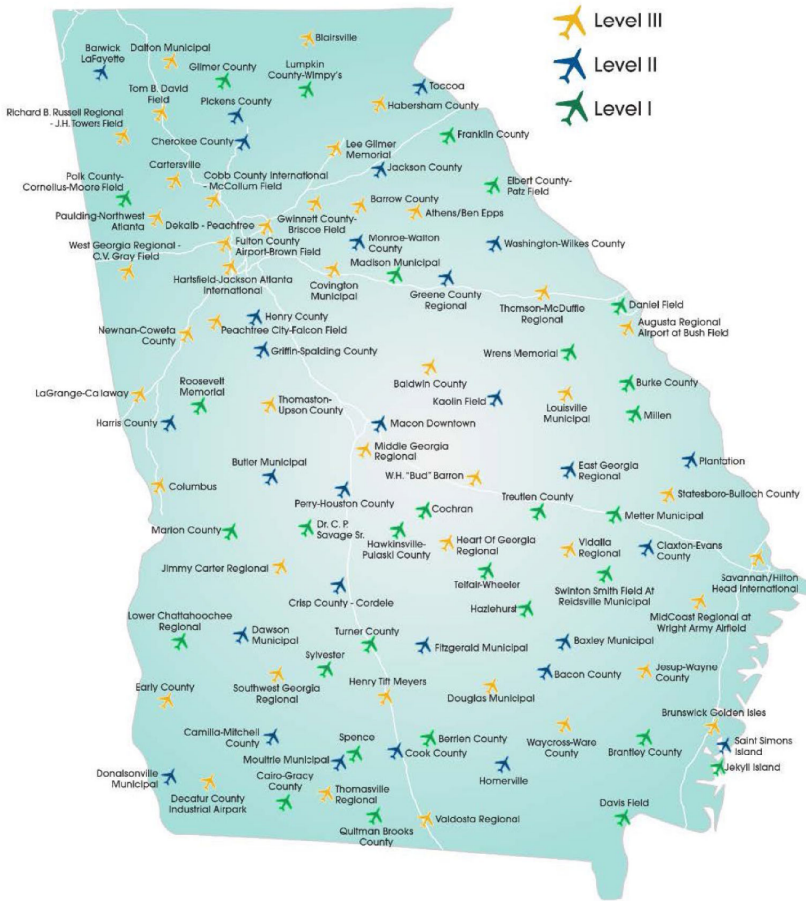
*Does not include development costs for Hartsfield-Jackson International

GEORGIA AIRPORTS SYSTEMS FACTS



State Roles for Georgia Airports

-  Level III
-  Level II
-  Level I



103

PUBLIC-USE AIRPORTS

- 9 COMMERCIAL AIRPORTS
- 94 GENERAL AVIATION AIRPORTS

2,500


DAILY DEPARTING
COMMERCIAL FLIGHTS

- NON-STOP TO 150+ DOMESTIC
AND 70+ INTERNATIONAL
DESTINATIONS

382

PRIVATE-USE AIRPORTS

 **450,502** total statewide jobs

 These jobs have an annual payroll of **\$20.2 Billion**

 Annual economic activity associated with the airports is **\$73.7 Billion**

SUMMARY OF ANNUAL ECONOMIC IMPACT

	Impacts	Hartsfield-Jackson Atlanta International*	Commercial Service Airports	General Aviation Airports	Statewide Totals
EMPLOYMENT	Airport	82,906	16,849	4,492	104,247
	Visitor	122,733	7,550	2,675	132,958
	Indirect/Induced	177,603	27,968	7,726	213,297
Total Jobs		383,242	52,367	14,893	450,502
PAYROLL	Airport	\$6,084,400,000	\$1,434,943,200	\$274,968,000	\$7,794,311,200
	Visitor	\$3,000,100,000	\$174,749,600	\$61,988,900	\$3,236,838,500
	Indirect/Induced	\$7,650,700,000	\$1,288,844,200	\$271,278,000	\$9,210,822,200
Total Payroll		\$16,735,200,000	\$2,898,537,000	\$608,234,900	\$20,241,971,900
ECONOMIC ACTIVITY	Airport	\$28,972,300,000	\$2,130,042,000	\$968,458,000	\$32,070,800,000
	Visitor	\$11,047,100,000	\$639,603,100	\$146,654,000	\$11,833,357,100
	Indirect/Induced	\$26,731,600,000	\$2,233,802,400	\$827,816,700	\$29,793,219,100
Total Economic Activity		\$66,751,000,000	\$5,003,447,500	\$1,942,928,700	\$73,697,376,200

*2016-2017 Technical Report, City of Atlanta Economic Impact Study, airport jobs including on-airport plus off-airport air cargo/freight jobs. All impacts reported here are pre-COVID.